

THE SCHOOL BOARD OF BROWARD COUNTY

Information & Technology

Network Integration Team

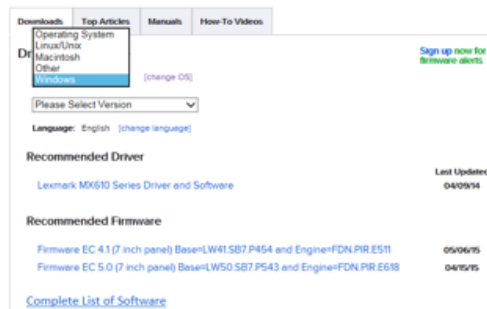
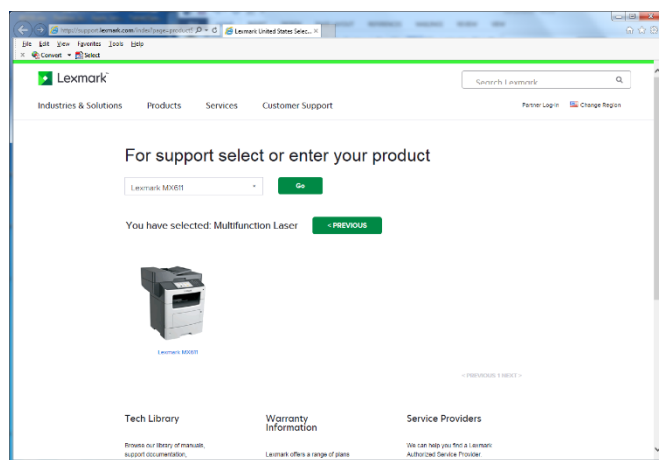
Installation / Configuration Instructions

Product: Lexmark Printer
Version:
Subject: Installing Universal Print Driver on Windows Computers
Materials
Required: Driver utility; Admin permissions
Skill Level
Required: Intermediate

General Theory: This document contains step-by-step instructions on how to install a Lexmark Universal Post Script driver on a Windows 7 or 8 computer. The instructions below support the following systems: Server 2003, Vista, Server 2008, Windows 7, Windows 8, and Windows 8.1.

Detailed Instructions:

- 1) Open a browser and type in the following URL: <http://support.lexmark.com>
- 2) In the textbox “For support select or enter your product” enter your product such as Lexmark MX611 and click the “Go” button.

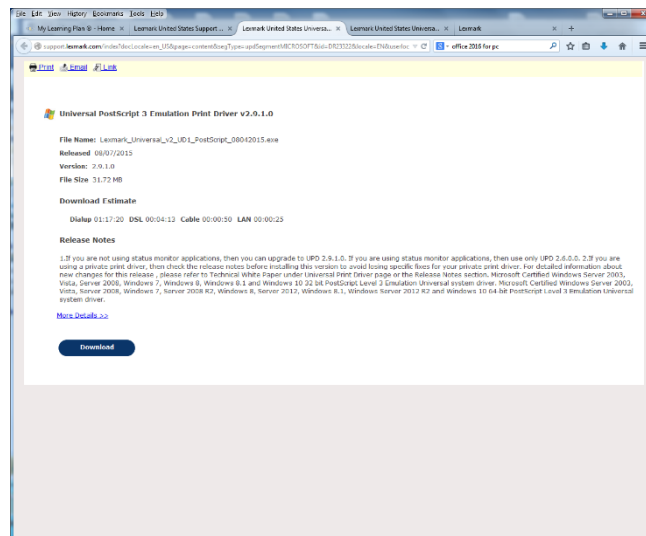


- 3) Scroll down to Downloads tab and select your Operating System.
 - a) Windows
 - b) Please Select Version
 - i) Windows 7 (32 or 64-bit)
 - ii) Windows 8 (32 or b4-bit)

- c) Scroll down on the page to Universal Print Driver sub-heading and click on the link “[Universal PostScript 3 Emulation Print Driver v2.9.1.0](#)”.

| | |
|---|----------|
| Utilities | |
| Lexmark Status Monitor Center | 09/08/14 |
| Lexmark Printer Common Utilities Package | 08/08/14 |
| Lexmark Scanback Utility | 04/29/14 |
| IP Setup Utility | 04/08/14 |
| Lexmark MX610 Series Status Messenger Utility | 02/26/13 |
| Universal Printer Driver | |
| Universal Postscript Level 3 Emulation - Fax | 08/20/15 |
| Complete Postscript Level 3 Emulation Universal Fax drivers and software | 08/20/15 |
| Phonebook application for Lexmark Universal PostScript Level 3 emulation driver | 08/07/15 |
| Lexmark Travel Print plug-in for the Lexmark Universal Driver 1.5 and up. | 08/07/15 |
| Universal PCL XL Emulation Print Driver v2.9.1.0 | 08/07/15 |
| Universal PCL5e Emulation Print Driver v2.9.1.0 | 08/07/15 |
| Universal Print Driver Installation Package v2.9.1.0 | 08/07/15 |
| Universal PostScript 3 Emulation Print Driver v2.9.1.0 | 08/07/15 |
| Firmware | |
| Firmware EC 4.1 (7 inch panel) Base=LW41.SB7.P454 and Engine=FDN.PIR.E511 | 05/06/15 |
| Firmware EC 5.0 (7 inch panel) Base=LW50.SB7.P543 and Engine=FDN.PIR.E618 | 04/15/15 |

- 4) On the next web page, [Universal PostScript 3 Emulation Print Driver v2.9.1.0](#), click the “Download” button.



- 5) When prompted, click the “Save” button.

- 6) Navigate to the download folder to install the Universal Driver
 - a) C:\\Users\\PXXXXXXX\\Downloads
 - b) Run the install called: Lexmark_Universal_v2_UDI_PostScript_08042015.exe

List of Supported Products: Lexmark XM9165, Lexmark XM9155, Lexmark XM9145, Lexmark MX912, Lexmark MX911, Lexmark MX910, Lexmark MS911, Lexmark C748, Lexmark C746, Lexmark XM1140, Lexmark MS810de, Lexmark MS810n / MS810dn / MS810dtn, Lexmark X548, Lexmark X954, Lexmark X952, Lexmark X950, Lexmark C950, Lexmark X792, Lexmark X925, Lexmark C925, Lexmark C792, Lexmark C2132, Lexmark M1140, Lexmark XC2132, Lexmark XM7170, Lexmark XM7163, Lexmark XM7155, Lexmark XM5170, Lexmark XM5163, Lexmark XM3150, Lexmark XM1145, Lexmark M5170, Lexmark M5163dn, Lexmark M5163, Lexmark M5155, Lexmark M3150dn, Lexmark M3150, Lexmark M1145, Lexmark CX510, Lexmark CX410, Lexmark CX310, Lexmark MX511, Lexmark CS510, Lexmark CS410, Lexmark CS310, Lexmark MX611, Lexmark MX610, Lexmark MX510, Lexmark MX410, Lexmark MX310, Lexmark MX812, Lexmark MX811, Lexmark MX810, Lexmark MX711, Lexmark MX710, Lexmark MS610de / MS610dte, Lexmark MS610dn / MS610dtn, Lexmark MS410, Lexmark MS310, Lexmark MS711, Lexmark MS710, Lexmark MS812de, Lexmark MS812dn / MS812dtn, Lexmark MS811, Lexmark X854e, Lexmark X852e, Lexmark Pro915, Lexmark Pro715, Lexmark X748, Lexmark X746, Lexmark S519, Lexmark S515, Lexmark S419, Lexmark S415, Lexmark S319, Lexmark S315, Lexmark Pro719, Lexmark Pro5500t, Lexmark Pro4000c, Lexmark XC2130, Lexmark XM1135, Lexmark MS415, Lexmark MS315, Lexmark MS312, Lexmark X546, Lexmark W850, Lexmark T656, Lexmark E462, Lexmark C546, Lexmark X864, Lexmark X862, Lexmark X860, Lexmark Pro919, Lexmark Pro4000, Lexmark Pro5500, Lexmark Pro912, Lexmark X945e, Lexmark X940e, Lexmark X912e MFP, Lexmark X850e MFP, Lexmark X832e MFP, Lexmark X830e MFP, Lexmark X782e, Lexmark X772e MFP, Lexmark X738de, Lexmark X736de, Lexmark X734de, Lexmark X658de, Lexmark X656de, Lexmark X654de, Lexmark X652de, Lexmark X651de, Lexmark X646e, Lexmark X644e, Lexmark X642e, Lexmark X544, Lexmark X543, Lexmark X422 MFP, Lexmark X466, Lexmark X464, Lexmark X463, Lexmark X204n, Lexmark X364, Lexmark X363, Lexmark X264, Lexmark X203n, Lexmark W840, Lexmark W820, Lexmark T654, Lexmark T652, Lexmark T650, Lexmark T644, Lexmark T642, Lexmark T640, Lexmark T634, Lexmark T632, Lexmark T630, Lexmark T622, Lexmark T620, Lexmark T522, Lexmark T520, Lexmark T430, Lexmark T420, Optra T614, Optra T612, Lexmark E460, Lexmark E450dn, Lexmark E360, Lexmark E352dn, Lexmark E350d, Lexmark E342n, Lexmark E340, Lexmark E332n, Lexmark E330, Lexmark E323, Lexmark E322, Lexmark E321, Lexmark E320, Lexmark E260, Lexmark E250d, Lexmark E240n, Lexmark C935, Lexmark C920, Lexmark C912, Lexmark C782, Lexmark C780, Lexmark C772n, Lexmark C770n, Lexmark C762, Lexmark C760, Lexmark C752, Lexmark C750, Lexmark C736n, Lexmark C734n, Lexmark C544, Lexmark C543, Lexmark C540, Lexmark C534, Lexmark C532, Lexmark C530, Lexmark C524, Lexmark C522, Lexmark C520, Lexmark C510, Lexmark MX6500e MFP Option, Lexmark 6500e MFP Option

Other documentation:

InstallLexmarkWinXP.doc
InstallLexmarkWin7.doc

Version 1.25 – 9/24/15
Installing_Lexmark_UniversalDriver.docx

Document Status

- Draft
- In Testing
- In Distribution